



## Guru Gobind Singh College of Engineering & Research Centre, Nashik

### Feedback Analysis

Title : 2023-04-BES-Parents feedback

Academic Year : 2022-23

Total number of response(s) : 31

Question	Response & Communication with the college. महाविद्यालयाशी प्रतिसाद आणि संवाद.			
Answer	Value	No. of response(s)	Response value	Response %
● High उच्च	3	18	54	58.06
● Moderate मध्यम	2	11	22	35.48
● Low कमी	1	2	2	6.45
Performance				83.87

Question	Parental Pride & Respect for the college. महाविद्यालयाबद्दल पालकांचा अभिमान आणि आदर.			
Answer	Value	No. of response(s)	Response value	Response %
● High उच्च	3	24	72	77.42
● Moderate मध्यम	2	7	14	22.58
● Low कमी	1	0	0	0.00
Performance				92.47

Question	Discipline Practices. शिस्तीचे आचरण.			
Answer	Value	No. of response(s)	Response value	Response %
● High उच्च	3	25	75	80.65
● Moderate मध्यम	2	5	10	16.13
● Low कमी	1	1	1	3.23
Performance				92.47

Question	Institutional sensitivity to changing educational, social and market demands( Courses, Personality Development Programs, Career Oriented Programs, Entrepreneur Development Programs etc. ) बदलत्या शैक्षणिक, सामाजिक आणि बाजारातील मागण्यांसाठी संस्थात्मक संवेदनशीलता (कोर्सेस, व्यक्तिमत्त्व विकास कार्यक्रम, करिअर और एंटेड प्रोग्राम्स, उद्योजक विकास कार्यक्रम इ.).			
Answer	Value	No. of response(s)	Response value	Response %
● High उच्च	3	18	54	58.06
● Moderate मध्यम	2	11	22	35.48
● Low कमी	1	2	2	6.45
Performance				83.87

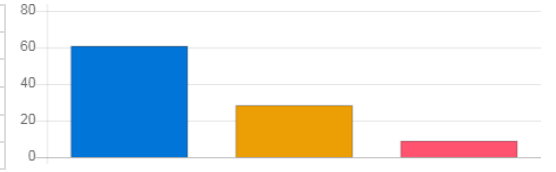
Question	Enhancement of Student's Personality. विद्यार्थ्यांचे व्यक्तिमत्त्व वाढवणे.			
Answer	Value	No. of response(s)	Response value	Response %
● High उच्च	3	13	39	41.94
● Moderate मध्यम	2	18	36	58.06
● Low कमी	1	0	0	0.00
Performance				80.65

Question	Support Services like Canteen, Yoga Center, Career Counseling Cell etc. कॅन्टीन, योगा सेंटर, करिअर समुपदेशन सेल इत्यादी सहाय्य सेव.			
Answer	Value	No. of response(s)	Response value	Response %
● High उच्च	3	12	36	38.71
● Moderate मध्यम	2	14	28	45.16
● Low कमी	1	5	5	16.13
Performance				74.19

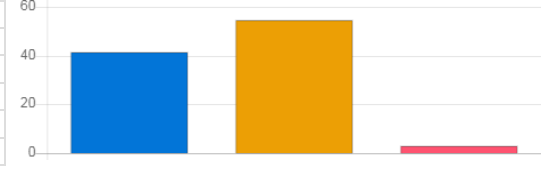
Question	Learning Resources such as Library, Internet & Computers etc. लायब्ररी, इंटरनेट आणि संगणक इत्यादी शिकण्याची संसाधने.			
Answer	Value	No. of response(s)	Response value	Response %
● High उच्च	3	20	60	64.52
● Moderate मध्यम	2	8	16	25.81
● Low कमी	1	3	3	9.68
Performance				84.95

Question	Information to Facilities. सुविधांची माहिती.			
Answer	Value	No. of response(s)	Response value	Response %
● High उच्च	3	18	54	58.06
● Moderate मध्यम	2	10	20	32.26
● Low कमी	1	3	3	9.68
Performance				82.80

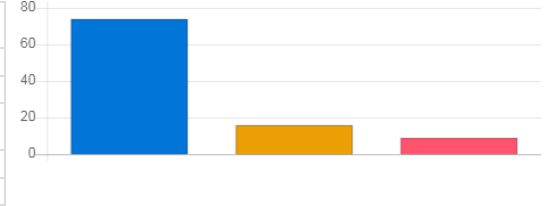
Question	Promotion of self study & attitude of research orientation. स्वयंअभ्यास आणि संशोधन अभिमुखतेच्या वृत्तीला प्रोत्साहन.			
Answer	Value	No. of response(s)	Response value	Response %
● High उच्च	3	19	57	61.29
● Moderate मध्यम	2	9	18	29.03
● Low कमी	1	3	3	9.68
Performance				83.87



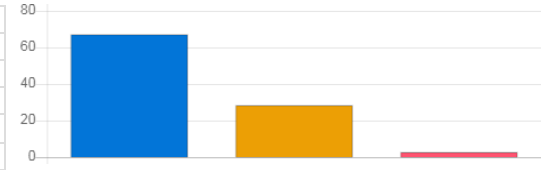
Question	Response to Community Need & Extension Program. समुदायाच्या गरजेला प्रतिसाद.			
Answer	Value	No. of response(s)	Response value	Response %
● High उच्च	3	13	39	41.94
● Moderate मध्यम	2	17	34	54.84
● Low कमी	1	1	1	3.23
Performance				79.57



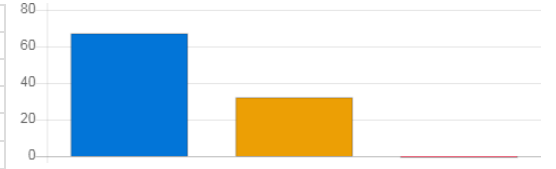
Question	Encouragement provided to students for participation in academic forum. विद्यार्थ्यांना शैक्षणिक मंचामध्ये सहभागी होण्यासाठी प्रोत्साहन दिले जाते.			
Answer	Value	No. of response(s)	Response value	Response %
● High उच्च	3	23	69	74.19
● Moderate मध्यम	2	5	10	16.13
● Low कमी	1	3	3	9.68
Performance				88.17



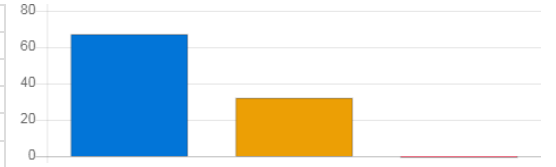
Question	Competence and Commitment of the Faculty. प्राध्यापकांची क्षमता आणि वचनबद्धता.			
Answer	Value	No. of response(s)	Response value	Response %
● High उच्च	3	21	63	67.74
● Moderate मध्यम	2	9	18	29.03
● Low कमी	1	1	1	3.23
Performance				88.17



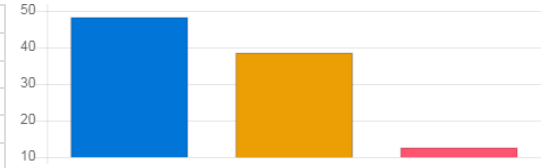
Question	System of Monitoring Student's Progress. विद्यार्थ्यांच्या प्रगतीचे निरीक्षण करण्याची प्रणाली.			
Answer	Value	No. of response(s)	Response value	Response %
● High उच्च	3	21	63	67.74
● Moderate मध्यम	2	10	20	32.26
● Low कमी	1	0	0	0.00
Performance				89.25



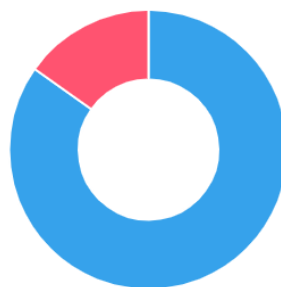
Question	Teaching- Learning Environment. अध्यापन- शिकण्याचे वातावरण.			
Answer	Value	No. of response(s)	Response value	Response %
● High उच्च	3	21	63	67.74
● Moderate मध्यम	2	10	20	32.26
● Low कमी	1	0	0	0.00
Performance				89.25



Question	Provision of Career Oriented Programs. करिअर ओरिएटेड कार्यक्रमांची तरतूद.			
Answer	Value	No. of response(s)	Response value	Response %
● High उच्च	3	15	45	48.39
● Moderate मध्यम	2	12	24	38.71
● Low कमी	1	4	4	12.90
Performance				78.49



Legend: Achieved (Blue), Scope for improvement (Red)



Achieved 85 | Scope for improvement 15

#### Interpretation and Action Taken

Enter interpretation and action taken for this feedback.